

Wholesale Collection

October 2024



Let's Connect!



Website and blog: www.RonatheRibbiter.com

Email: Rona@RonatheRibbiter.com

Phone: 1-980-230-9019

Location: Auburn, Indiana

YouTube: <https://www.youtube.com/RonatheRibbiter>

Facebook: <https://www.facebook.com/RonatheRibbiter>

Instagram: <https://www.instagram.com/ronatheribbiter>

LinkedIn: <https://www.linkedin.com/company/rona-the-ribbiter>



- Traveling Quilter Blogger
- YouTube host
- Author
- Quilt Teacher
- Pattern Designer
- and World Traveler!

Rona the Ribbiter

© 2024 Rona the Ribbiter

LINE SHEET



FLORALS

Three ways to make Half Square Triangles!

FINISH SIZE: 40 x 40 (Lap), 60 x 60 (Full) and 80 x 80 (Queen)

SKILL LEVEL: Beginner

PRICING

Retail: \$12 | Wholesale: \$6



KALEIDOSCOPE TOO

Easy Weekend make!

FINISH SIZE: 64 x 64 (Full) and 96 x 96 (Queen)

SKILL LEVEL: Beginner

PRICING

Retail: \$12 | Wholesale: \$6



STONEHENGE

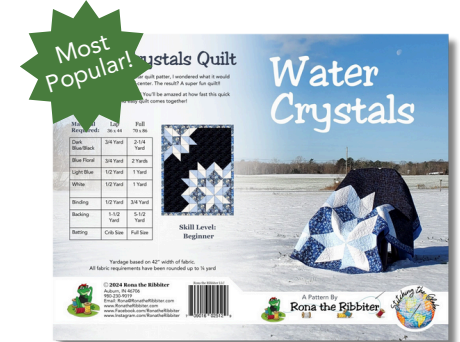
Using color to create a 3-D effect and curves with all straight piecing!

FINISH SIZE: 69 x 87

SKILL LEVEL: Confident Beginner - Intermediate

PRICING

Retail: \$14 | Wholesale: \$7



WATER CRYSTALS

Quick and fun twist on the Carpenter Star!

FINISH SIZE: 36 x 44 (Lap) and 70 x 86 (Full)

SKILL LEVEL: Beginner

PRICING

Retail: \$12 | Wholesale: \$6



STARGAZER

Scrappy and Fat Quarter Friendly!

FINISH SIZE: 42 x 42 (Lap) and 63 x 63 (Full) and 87 x 87 (Queen)

SKILL LEVEL: Beginner

PRICING

Retail: \$12 | Wholesale: \$6



NOVEMBER RAIN


One block quilt that will surprise even you how easy it is to put together!

FINISH SIZE: 64 x 64 (Full) and 84 x 84 (Queen)

SKILL LEVEL: Beginner

PRICING

Retail: \$12 | Wholesale: \$6



AFRICAN VIOLET


Perfect quilt for new beginner quilters!

FINISH SIZE: 64 x 64 (Full) and 96 x 96 (Queen)

SKILL LEVEL: Beginner

PRICING

Retail: \$12 | Wholesale: \$6



TWISTED

Strip piecing and easy Weekend make!

FINISH SIZE: 74 x 74 (Full) and 92 x 92 (Queen)

SKILL LEVEL: Beginner

PRICING

Retail: \$12 | Wholesale: \$6



ROSE WINDOW

Using Foundation Paper Piecing to create one block in your Rose Window!

FINISH SIZE: 66 x 78 (Full) and 83 x 98 (Queen)

SKILL LEVEL: Intermediate

PRICING

Retail: \$12 | Wholesale: \$6



HEARTS TABLE QUILTS

Learn how to apply layered applique with lace!

FINISH SIZE: 15 x 45 and 12 x 18

SKILL LEVEL: Intermediate

PRICING

Retail: \$12 | Wholesale: \$6



IRISH TABLE QUILTS

Scrappy fun with a bit of raw edge applique

FINISH SIZE: 15 x 37 and 12 x 18

SKILL LEVEL: Confident Beginner

PRICING

Retail: \$12 | Wholesale: \$6



WINTER TABLE QUILTS

A straight piecing to create fun seasonal table toppers!


FINISH SIZE: 15 x 40 and 12 x 18

SKILL LEVEL: Confident Beginner

PRICING

Retail: \$12 | Wholesale: \$6

Books




TIPS FOR THE TRAVELING QUILTER

All my best tips from Shop Hops to Quilt Tours and everything in between!

PRICING

Retail - \$29.95 | Wholesale - \$15



TRAVELING QUILTER PLANNER

Plan your own adventures with check lists, budgets, games & more!

PRICING

Retail - \$14.95 | Wholesale - \$7.50




BUCKET LIST WORKBOOK

Three sections with 3 challenges each - some are INSIDE your sewing room and some are OUTSIDE.

PRICING

Retail - \$9.95 | Wholesale - \$5



QUILTERS JOURNAL

Record all your memories from Quilt Shows and Quilt Retreats in one fun Journal!

PRICING

Retail - \$19.95 | Wholesale - \$10

STITCHING THE UNITED KINGDOM QUILT 2025 CALENDAR

12 month calendar featuring 6 quilts and 12 unique and inspiring locations around England and Scotland!

PRICING Retail: \$15.95 | Wholesale: \$8



Lectures



Tips for the Traveling Quilter

Based on my book *Tips for the Traveling Quilter*, I've developed a fun and interactive 1 Hour lecture and trunk show where I give away all my best secrets and tips for the roads we quilters travel. From Budgeting to Safety, Destinations to Air travel, and a few funny shenanigans along the way. I've included something for everyone in this interactive lecture!



Traditional to Modern

Traditional to Modern: As a quilt pattern designer, I'm known for turning traditional quilting blocks into modern quilts. In this fun and interactive 1 Hour lecture and trunk show, I give you all my secrets on how to use fabric and color placement to turn traditional quilt blocks into a modern work of quilting art! Then, we all get to design a unique quilt together for you to keep!



How to Choose Fabric

How to Choose Fabric: You have a new pattern that you can't wait to start. But, the fabrics are no longer in print. Which fabrics do you choose? In this 1 Hour lecture, I walk you through the different types of fabric designs, hues, shades, color families and how to pull them all together for a stunning and well balanced quilt!

Workshops



Perfect Points

Perfect for beginners as well as quilters who want to hone their basic quilting techniques. In this 6 hour workshop you'll learn my techniques for:

- Perfect Pinwheels
- Perfect Curves and
- Perfect Y-seams!



Stonehenge


Designed and Inspired by the Stonehenge monument in England, the Stonehenge Quilt uses color and fabric placement to create a circular 3D effect. However, it's made using all straight edge piecing. There are NO CURVES!

In this Beginner Friendly, 6-hour workshop, you'll learn:

- No muss, no fuss foundation paper piecing
- How to give the illusion of 3-dimension design and
- Creating circles using nothing but straight stitch piecing!

Photos to Quilts

Do you love to take photos when you travel? Have you ever thought those photos would look great as a quilt!? In this brand new 6 hour workshop*, you'll learn how to turn your favorite travel photos into quilts! We'll explore:



- How to choose the best photos
- How to get your photo design onto the fabric
- How to choose the best fabrics for your photo quilt
- And finally, How to cut, paste and stitch it all down!

For more information visit the website: ronatheribbiter.com/lectures-workshops

About Rona



At the ripe old age of 6 months, I took my first airplane ride from Louisiana to Washington State. From that moment on, I was hooked. Over the course of my life I've lived in 6 different states, seen and experienced nearly every state in the U.S.A. and traveled to 6 countries, and counting. Everything from day trips to week long vacations, road trips and overseas. You name it, I want to go!

In 2010, after receiving my first sewing machine, I taught myself to quilt. Everything from basic stitching and fabric choices to applique and even pattern design, I did it all on my own. After landing a job teaching quilting at a local JoAnn fabric, my quilting career was under way.

My unique pattern style of pairing traditional quilt block piecing with a modern look and utilizing direction and fabric placement allows me to combine both my love of art and mathematics. My quilts may look difficult. But, in truth, they are as easy to assemble as any traditional quilt.

Today I'm a Traveling Quilter Blogger, YouTube host, Author, Quilt Teacher, Pattern Designer, and traveling the globe sharing my tips, tricks, inspiration and travel adventures with quilters the world over!



ORDER MINIMUM

Minimum Order: **3 Each**

- OR -

10 Total, any combination



To Place an Order

SEND AN EMAIL TO RONA@RONATHERIBBITER.COM

- Once order received, an invoice will be sent via email.
- All Books and Patterns will ship within 5 business days of payment.
- Wholesale orders over \$50 receive free shipping.
- All items ship via USPS or UPS.
- For new Wholesale customers, a copy of Indiana ST-105 is required before order can ship.
- Any order returns/cancellations will be handled on case by case basis.

Sign up for my Monthly Newsletter!

I know you're busy with running your day to day so I promise not to load up your inbox with useless dribble. Instead, I'll only send you newsletters once a month to keep you up to date on all the coming quilt patterns, workshops and specialty items you can use!

ronatheribbiter.ck.page/wholesale

